


GOLD



www.cuestars.co.uk



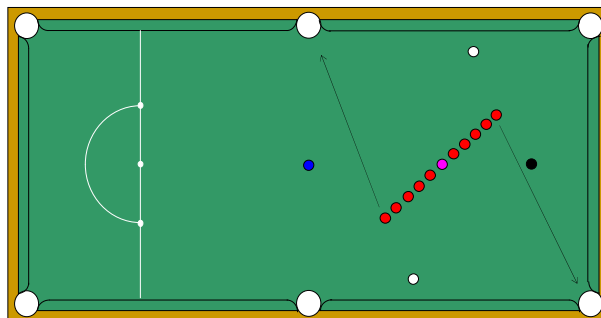
Practice Challenge

© John Hunter, February 2021

Routine 1

Smelly Shots Twenty

Spot the blue, pink and black then line up ten reds in a diagonal across the top of the table.



With the cue-ball placed within two balls' widths of the side cushion each time, straight pot the five reds below the pink into the corner pocket and the five reds above into the middle pocket.

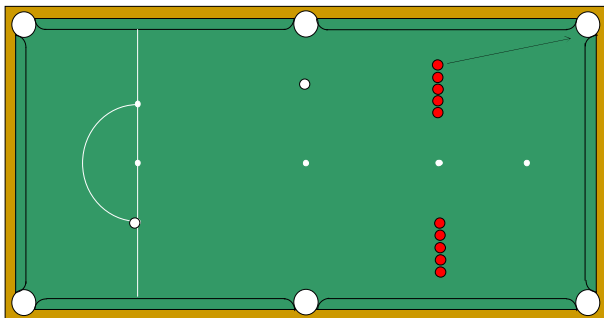
Repeat, this time playing the cue-ball from tight under the cushion each time.

Maximum score is 20.

Routine 2

Rest Pots

As shown, evenly line up five reds each side of the pink spot.



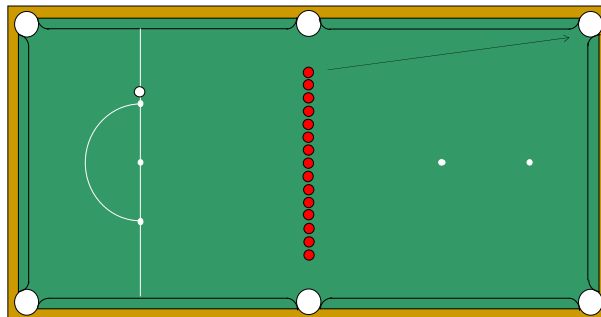
With the cue-ball placed between the middle pockets each time, straight pot each red into its nearest top corner pocket using the rest.

Maximum score is 10.

Routine 3

Fifteen Straight Pots

Evenly line up fifteen reds across the centre of the table with the middle red on the blue spot.



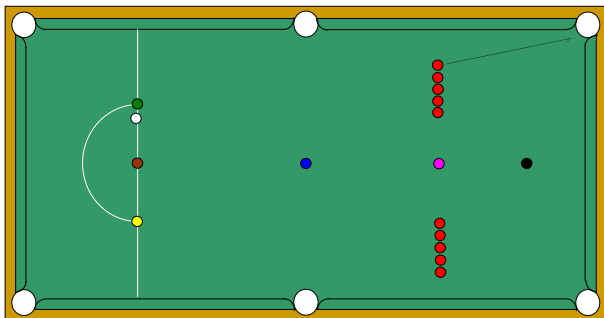
With the cue-ball placed on the baulk line each time, straight pot each red into the nearest top corner pocket.

Maximum score is 15.

Routine 4

Long Pots

With the colours spotted, as shown evenly line five reds each side of the pink spot.



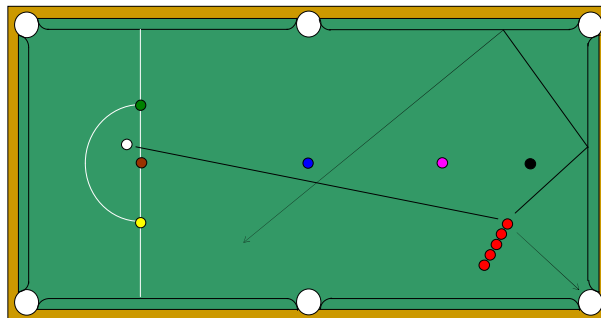
With the cue-ball played from the D each time pot each red into its nearest top corner pocket.

Maximum score is 10.

Routine 5

Back of Black Pots

Evenly position five reds so they are lined up with the black and the top pocket.



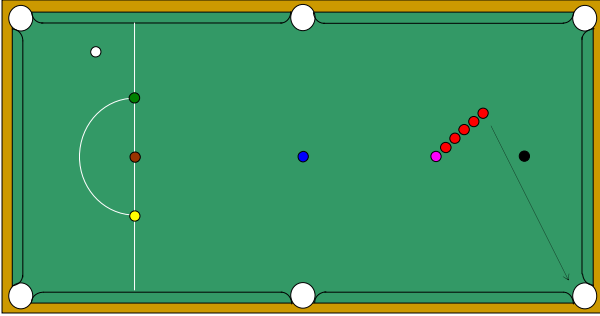
With the cue-ball placed behind the baulk line each time, pot each red bringing the cue ball round the back of the black.

Award a point for each red potted. Note score then repeat challenge by putting reds on other side of the table.

Maximum score is 10.

Routine 6**Shot to Nothing**

As shown, tightly space five reds below the pink so they are in line with the top corner pocket.



Playing the cue-ball from behind the baulk line each time, pot each red bringing the cue-ball back behind the baulk line.

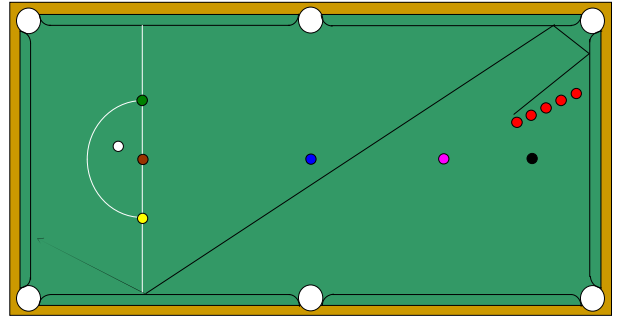
Award two points when a red is potted. If the red is missed award one point provided the cue-ball comes back to rest behind the baulk line. (Reds must stay in top half of table).

Note score then repeat challenge putting reds on other side of the table.

Maximum score is 20.

Routine 7**Figure of 8 Safety**

As shown, evenly line five reds on a diagonal below the pink.



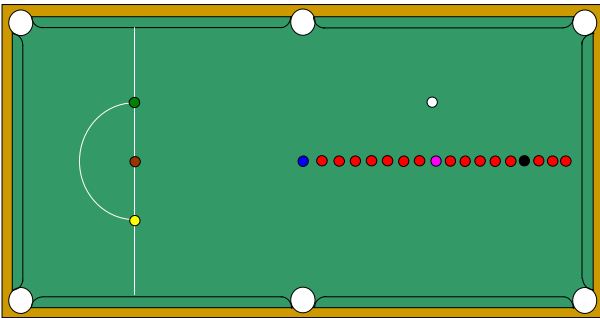
Starting with the nearest red and the cue ball played from the D, use side to bring the cue-ball inside the blue back to baulk.

Award a point each time some part of the cue ball comes back to rest behind the baulk line. (For shot to count no reds must come into the baulk half of the table). Note score then repeat challenge by putting reds on other side of the table.

Maximum score is 10.

Routine 8**Standard Line Up**

As shown, spot the colours and evenly line up fifteen reds.

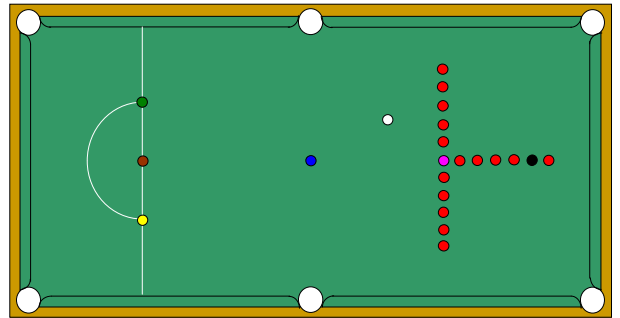


With the cue-ball placed for the first shot only, clear the table.

Maximum score is 147.

Routine 9**T-Line Up**

As shown, spot the colours and evenly line up five reds each side of the pink and five reds below the pink.

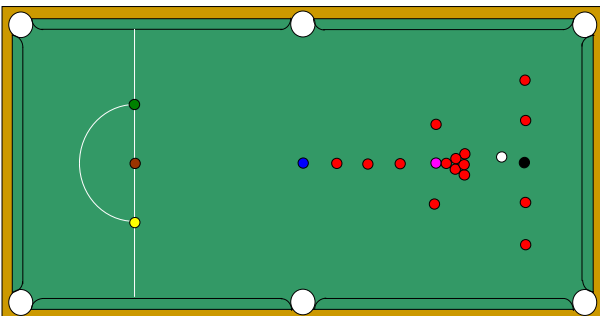


With the cue-ball placed for the first shot only, clear the table.

Maximum score is 147.

Routine 10**Xmas Tree**

Spot the colours, then after forming a triangle of six reds directly beneath the pink, position the remaining nine reds as shown.



With the cue-ball placed for the first shot only, clear the table.

Maximum score is 147.

**SNOOKER ACADEMY**

Improve your snooker with Cuestars

Android users:



iPhones users Google:

www.cuestarsacademy.co.uk
and add it to your homepage

