

# SILVER



www.cuestars.co.uk



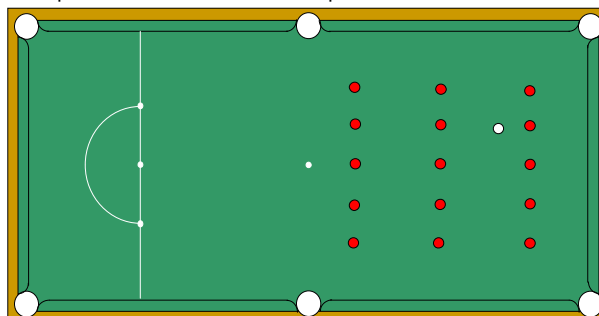
## Practice Challenge

© John Hunter, February 2021

### Routine 1

#### Reds One Eleven

Set up 3 lines of five reds in the top half of the table.



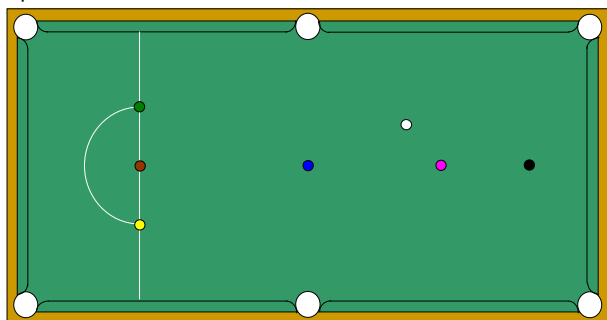
With the cue-ball placed for the first shot only, clear the reds.

Maximum score is 15.

### Routine 2

#### Colours 100

Spot the colours.



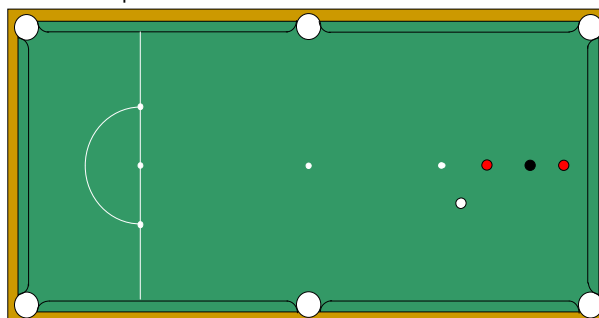
With the cue-ball placed for the first shot only and making sure to not pot the same colour in a row, make a 100 break.

Maximum score is 100.

### Routine 3

#### Red-Black 120

As shown, spot the black and position a red half way between the pink and black spots and another half way between the black and top cushion.



Placing the cue-ball behind a red to start, have six goes at potting 15 reds, 15 blacks in sequence.

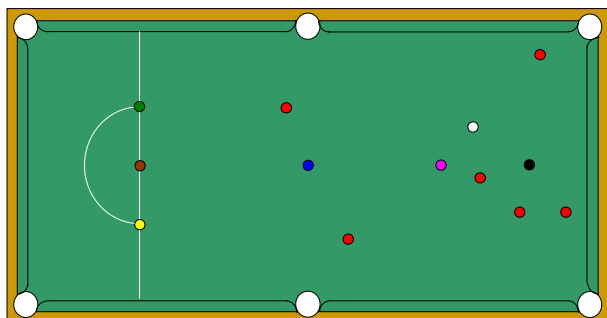
*The reds and the black are replaced after being potted.*

Maximum score is 120.

### Routine 4

#### The John Higgins

With the colours spotted, spread six reds around the blue, pink and black.



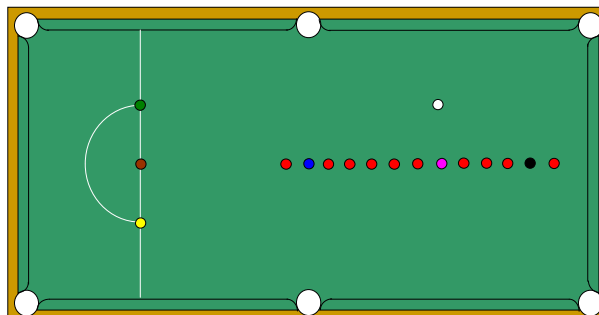
With the cue-ball placed for the first shot only, clear the table.

Maximum score is 75.

### Routine 5

#### Short Line Up

As shown, spot the colours and evenly line up ten reds.

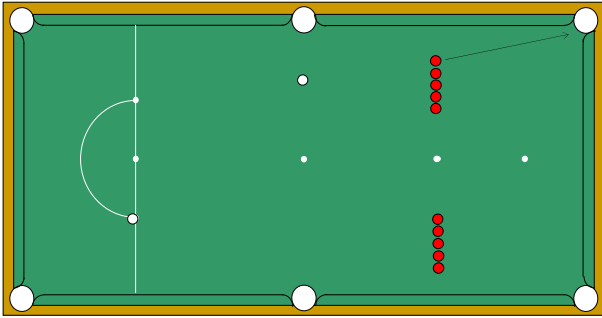


With the cue-ball placed for the first shot only, try to clear the table.

Maximum score is 107.

**Routine 6****Rest Pots**

As shown, evenly line up five reds each side of the pink spot.

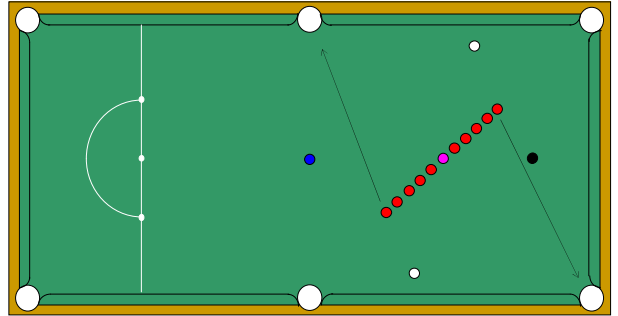


With the cue-ball placed between the middle pockets each time, straight pot each red into its nearest top corner pocket using the rest.

**Maximum score is 10.**

**Routine 7****Smelly Shots Twenty**

Spot the blue, pink and black then line up ten reds in a diagonal across the top of the table.



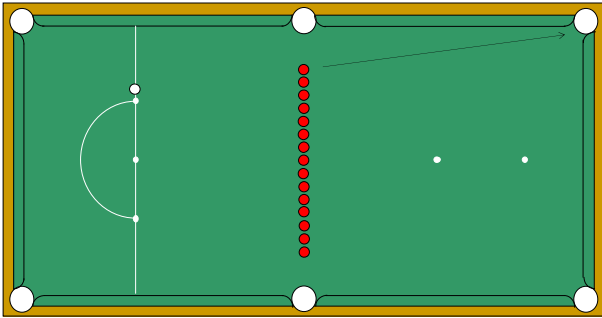
With the cue-ball placed within two balls' widths of the side cushion each time, straight pot the five reds below the pink into the corner pocket and the five reds above into the middle pocket.

*Repeat, this time playing the cue-ball from tight under the cushion each time.*

**Maximum score is 20.**

**Routine 8****Fifteen Straight Pots**

Evenly line up fifteen reds across the centre of the table with the middle red on the blue spot.

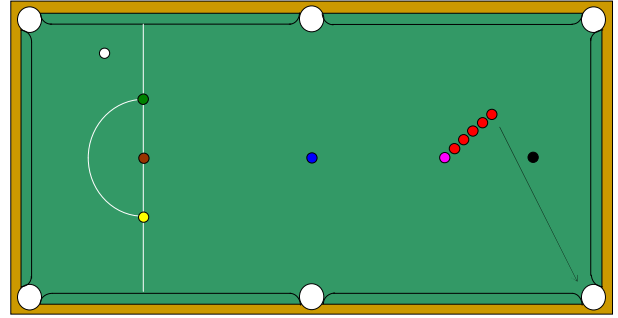


With the cue-ball placed on the baulk line each time, straight pot each red into the nearest top corner pocket.

**Maximum score is 15.**

**Routine 9****Shot to Nothing**

As shown, tightly space five reds below the pink so they are in line with the top corner pocket.



Playing the cue-ball from behind the baulk line each time, pot each red bringing the cue-ball back behind the baulk line.

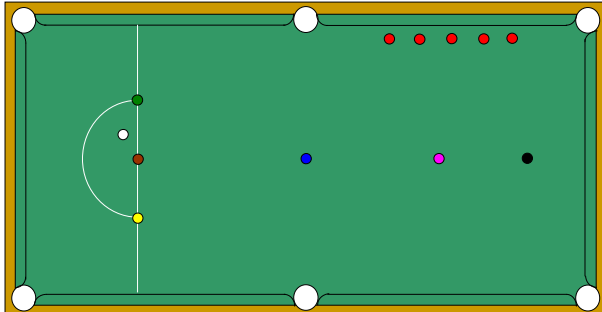
*Award two points when a red is potted. If the red is missed award one point provided the cue-ball comes back to rest behind the baulk line. (Reds must stay in top half of table).*

Note score then repeat challenge putting reds on other side of the table.

**Maximum score is 20.**

**Routine 10****Cross Double Safety**

Evenly line five reds a balls width from a top side cushion.



With the cue-ball played from behind the baulk line each time, cross double each red, bringing the cue-ball back to rest behind the baulk line. Repeat putting the five reds on the other side of the table.

*For shot to count the whole of the cue-ball must come back to rest behind the baulk line and the red played must finish safe.*

Note score then repeat challenge putting reds on other side of the table.

**Maximum score is 10.**

**SNOOKER ACADEMY**

Improve your snooker with Cuestars

Android users:



iPhones users Google:

**[www.cuestarsacademy.co.uk](http://www.cuestarsacademy.co.uk)**  
and add it to your homepage

